
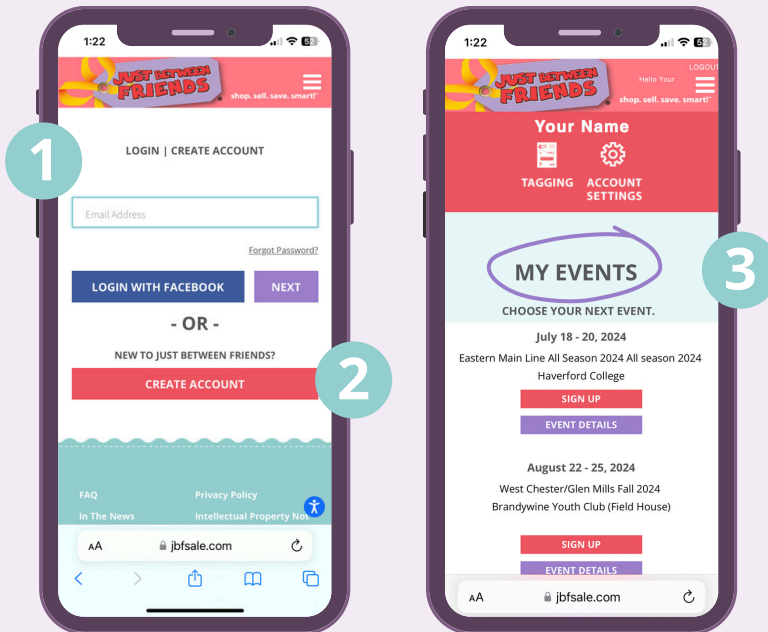




Creating Tags

Using our Refreshed Tagging System

Getting Started

- 1 Go to jbfsale.com & click on "Login"
- 2 Login or create a JBF profile
- 3 Be sure that you're registered for our upcoming event in your JBF profile
- 4 Click on the tagging icon 



Category	Size/Type	Description	Price	Reduce	Donate	Quantity
		 Shoes - Girls 05/22/2024 A-123-BCD Carters Pink Sparkly Sneakers 	137874867 A123BCD \$4.50	<input checked="" type="checkbox"/>	<input checked="" type="checkbox"/>	1
	5		\$4.50			

Full Price Indicator:

In some cases, sellers do not want an item to be reduced during the JBF sale. In that case, UN-CHECK the "Reduce" box.

Reduce



UN-CHECK the "Reduce" box.

This will cause the "Full Price" STAR to print on your tag. Tags without this indicator will ring up at reduced prices on the reduced price days of the sale.



Full Price Star



Got questions? Join our Facebook Group for Quick Q&A "Just Between Friends of XXX"